

# GO PORTABLE FIRST



PORTABLE CHURCH

# Starting a New Location?

## New Build

**\$25M**  
(3 Years)




## Retail Space

**\$8-10M (40k sf)**  
(3 Years)




## Existing Church

**\$1-2M**  
(2 Years)



## Portable Church

**\$250-750K**  
(6-8 Months)



## Advantages to Going Portable First

**1. Least expensive way to extend reach compared to any alternative. *Thousands not millions of dollars.***

- Less capital fund raising necessary.
- Building a donor base with new attenders.

**2. Fastest way to launch into a new community (extend reach). *Months not years.***

- Quick relief to existing locations (heat mapping for new)
- Quick advancement of mission

**3. Highly professional presentation.**

- New-Customer facing element. Trust begins at first sight!
- Instills confidence in new attender.

**4. Inserts “church space” in familiar places (Schools/YMCA’s/Theaters).**

- Almost always high degree of facility-location familiarity.
- Takes the “scary” out of going into a church building.

**5. Quickest and easiest way to become a community insider.**


- Establish ministry/service and establish reputation.
- Establishes trust in “pre-root” phase of facility growth.

**6. Strong Development of volunteer force.**

- Less expense on staffing.
- More development of leaders.

*\*All numbers are approximations.*

# THE PCI PROCESS



## DISCOVER

5-12 Months Out

Video call  
& initial  
assessment.

PHASE 1



## DESIGN

3-6 Months Out

Facility  
consultation &  
design proposal.  
  
Review, revision,  
& finalization.

PHASE 2



## BUILD

2.5-4 Months Out

Inventory,  
procurement &  
system assembly.  
  
Tech wiring,  
programming  
& testing.

PHASE 3



## LAUNCH

2-4 Weeks Out

Delivery, on-site  
training &  
troubleshooting.  
  
Soft launches &  
preview services.

PHASE 4



## THRIVE

Infinity

Ongoing  
Support.

PHASE 5

# THE PCI WAY

What makes Portable Church Industries the #1 Providers of churches in a rented Venue?

1. 95.6% Success Rate After 5 Years
2. Saves Time & Money
3. Custom, Innovative Design
4. Preserves DNA, Culture & Branding
5. Balanced, Thoughtful Design
6. Street-to-Seat Flow
7. All-Inclusive & Guaranteed to Work
8. Superior System Advantage
9. Fully Tested Before Arrival
10. Built for Volunteers
11. PCI = Your Extra Staff Member
12. Expandable for Future Growth
13. Designed for Easy Transfer to the Next Launch
14. Seamless Customer Experience

**CALL US TODAY**

[portablechurch.com](http://portablechurch.com) | [800.939.7722](tel:800.939.7722)



## Our Partners



## A Testimony from LibertyLive Church

"Liberty Live church was given the opportunity to open a campus in an ideal situation on a limited timeline and budget. PCI allowed us to open the campus with a success that **exceeded our expectations**, was a **fraction of the cost** of opening other campuses, maintained our standard of excellence, and allowed us to continue our vision of wrapping our arms around the communities of our region. Seven years later, **that campus has significantly grown**, and a permanent facility is being built."

**Scott Payne, Executive Pastor of Ministries, LibertyLive Church, Hampton, VA**

**Ready to talk about starting your new church location? Reach out now!**

[portablechurch.com](http://portablechurch.com) | [800.939.7722](tel:800.939.7722)

